



# La ruche des multiplications - table de 6

Aide l'abeille à trouver le chemin pour atteindre sa ruche en coloriant les alvéoles indiquant les résultats présents dans la table de multiplication de 6.



A large honeycomb grid of hexagons containing various numbers. The numbers are: Row 1: 1, 2, 17, 16, 54, 7, 32; Row 2: 39, 12, 14, 8, 16, 42; Row 3: 60, 30, 28, 50; Row 4: 42, 40, 18, 38; Row 5: 24, 9, 31, 36, 7; Row 6: 6, 21, 16, 37, 33, 27, 14; Row 7: 15, 14, 19, 48, 28, 23, 36; Row 8: 22, 29, 23, 13, 17, 18; Row 9: 31, 1, 5, 30, 9, 48; Row 10: 28, 16, 10, 2, 60; Row 11: 26, 35, 43, 54, 42; Row 12: 19, 50, 63, 24, 4, 28; Row 13: 22, 23, 20, 19; Row 14: 40.










# La ruche des multiplications - table de 8

Aide l'abeille à trouver le chemin pour atteindre sa ruche en coloriant les alvéoles indiquant les résultats présents dans la table de multiplication de 8.




The honeycomb grid contains the following numbers in each cell, arranged in rows from top to bottom:

- Row 1: 7, 34
- Row 2: 1, 2, 41, 53, 54, 72, 80, 40, 8
- Row 3: 39, 9, 64, 11, 56
- Row 4: 15, 10, 30, 18, 10
- Row 5: 50, 9, 48, 6, 7
- Row 6: 8, 21, 61, 32, 35, 27, 14
- Row 7: 72, 14, 19, 16, 42, 6, 21
- Row 8: 24, 29, 20, 64, 17, 24
- Row 9: 31, 56, 9, 30, 10, 19
- Row 10: 28, 40, 12, 48, 28
- Row 11: 3, 16, 32, 12, 4
- Row 12: 26, 57, 80, 46, 18, 28
- Row 13: 19, 22, 23, 19
- Row 14: 42


# La ruche des multiplications - table de 8

Correction




The honeycomb grid contains the following multiplication problems and solutions:

1	2	41	53	54	7	34		
39	41	9	53	80	72	40	8	
10	10	30	64	18	11	56		
15	9	30	48	18	6	10	7	
50	21	61	48	6	35	27	14	
8	72	14	19	32	16	42	6	21
24	14	29	20	64	42	17	24	
31	56	29	9	30	10	19		
28	40	9	12	30	10	19		
3	40	12	48	28				
26	3	16	32	12	4			
19	57	80	46	12	4			
22	22	23	18	28				
42	23	18	19	28				




# La ruche des multiplications - table de 9

Aide l'abeille à trouver le chemin pour atteindre sa ruche en coloriant les alvéoles indiquant les résultats présents dans la table de multiplication de 9.



A large honeycomb grid of hexagons containing various numbers. The numbers are: Row 1: 1, 2, 41, 27, 65, 7, 34; Row 2: 39, 90, 63, 28, 40, 8; Row 3: 72, 64, 11, 56; Row 4: 54, 30, 45, 10; Row 5: 36, 56, 48, 6, 7; Row 6: 9, 21, 61, 81, 35, 28, 81; Row 7: 74, 14, 34, 16, 42, 45, 18; Row 8: 24, 29, 18, 64, 63, 24; Row 9: 31, 56, 19, 30, 10, 19; Row 10: 28, 40, 36, 48, 27; Row 11: 3, 16, 54, 90, 4; Row 12: 26, 57, 80, 72, 82, 4, 28; Row 13: 19, 22, 23, 82, 19; Row 14: 42.



# La ruche des multiplications - table de 9

Correction

